

Triolo - Intro

Willi Mohrbacher

Djembés

Intro

The Djembe notation for the Intro section consists of five rows of rhythmic patterns, each with four measures. The first row contains blue symbols: a solid blue circle, two blue 'x's, a blue 'x', a blue 'x', a blue 'x', three blue 'x's, three blue circles, and two blue 'x's. The second row contains black symbols: an 'x', a solid black circle, an 'x', a solid black circle, an 'x', an 'x', a solid black circle, an 'x', a solid black circle, an 'x', an 'x', and a solid black circle. The third row is identical to the first row. The fourth row is identical to the second row. The fifth row contains black symbols: an 'x', an 'x', a solid black circle, an 'x', a solid black circle, an 'x', an 'x', a solid black circle, an 'x', an 'x', and a solid black circle. A double bar line on the right side of the second and fourth rows is followed by the text '3x', indicating that the entire five-row sequence is repeated three times.

Bässe

Intro

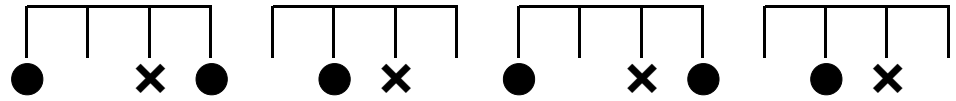
alle Bässe

The Bass notation for the Intro section consists of four rows of rhythmic patterns, each with four measures. The first row contains blue symbols: a solid blue circle, two blue 'x's, a blue 'x', a blue 'x', a blue 'x', three blue 'x's, three blue circles, and two blue 'x's. The second row contains black symbols: a solid black circle, a solid black circle, an 'x', an 'x', an 'x', and an 'x'. The third row is identical to the first row. The fourth row contains black symbols: a solid black circle, a solid black circle, an 'x', an 'x', an 'x', and an 'x'. A double bar line on the right side of the second and fourth rows is followed by the text '3x', indicating that the entire four-row sequence is repeated three times.

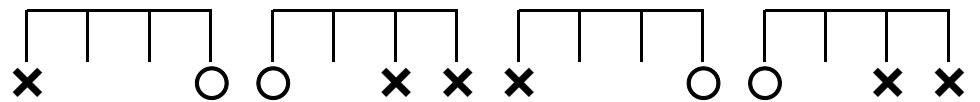
Triolo - Pattern

Willi Mohrbacher

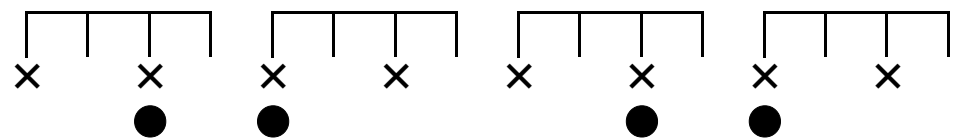
Djembé 1



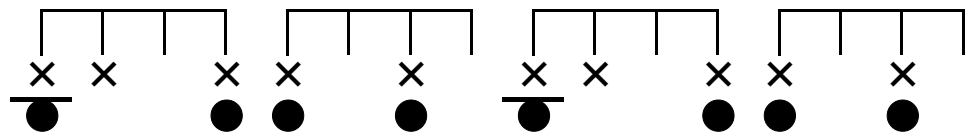
Djembé 2



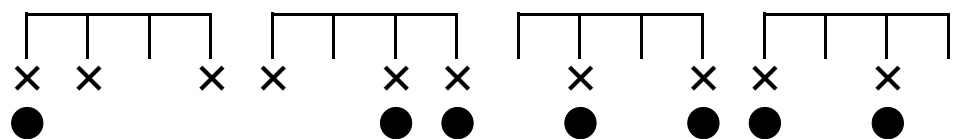
Kenkeni



Sangban



Doundoun



Triolo - Soli

Willi Mohrbacher

Solo-Break

Musical notation for Solo-Break 1. The first staff shows a sequence of notes: a solid black circle, followed by three 'x' marks, then a single 'x', then three 'x' marks, then three open circles, and finally two 'x' marks. The second staff shows a sequence of four groups of four vertical lines, each group connected by a horizontal line above it. A double bar line is at the end, with '2x' written below it.

Solo 1

Musical notation for Solo 1. The first staff shows a sequence of notes: a solid black circle, then two 'x' marks, then two open circles, then two open circles, then three open circles, then two 'x' marks, and finally two 'x' marks. The second staff shows a sequence of four groups of four vertical lines, each group connected by a horizontal line above it. A double bar line is at the end, with '4x' written below it.

Solo-Break

Musical notation for Solo-Break 2. The first staff shows a sequence of notes: a solid black circle, followed by three 'x' marks, then a single 'x', then three 'x' marks, then three open circles, and finally two 'x' marks. The second staff shows a sequence of four groups of four vertical lines, each group connected by a horizontal line above it. A double bar line is at the end, with '2x' written below it.

Solo 2

Musical notation for Solo 2. The first staff shows a sequence of notes: a solid black circle, then two 'x' marks, then three 'x' marks, then two open circles, then a single 'x', then a single 'x', then a single 'x', then a single 'x', and finally two 'x' marks. The second staff shows a sequence of four groups of four vertical lines, each group connected by a horizontal line above it. A double bar line is at the end, with '4x' written below it.

Solo-Break

Musical notation for Solo-Break 3. The first staff shows a sequence of notes: a solid black circle, followed by three 'x' marks, then a single 'x', then three 'x' marks, then three open circles, and finally two 'x' marks. The second staff shows a sequence of four groups of four vertical lines, each group connected by a horizontal line above it. A double bar line is at the end, with '2x' written below it.

Solo 3

Musical notation for Solo 3. The first staff shows a sequence of notes: a single 'x', then two open circles, then two 'x' marks, then two open circles, then three open circles, then two open circles, then two 'x' marks, and finally two 'x' marks. The second staff shows a sequence of four groups of four vertical lines, each group connected by a horizontal line above it. A double bar line is at the end, with '4x' written below it.

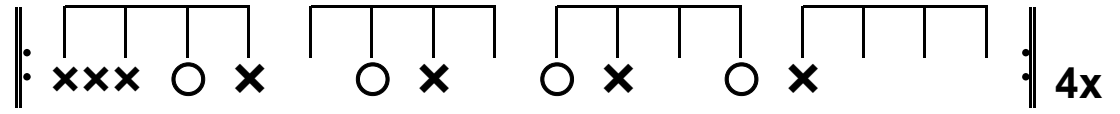
Solo-Break

Musical notation for Solo-Break 4. The first staff shows a sequence of notes: a solid black circle, followed by three 'x' marks, then a single 'x', then three 'x' marks, then three open circles, and finally two 'x' marks. The second staff shows a sequence of four groups of four vertical lines, each group connected by a horizontal line above it. A double bar line is at the end, with '2x' written below it.

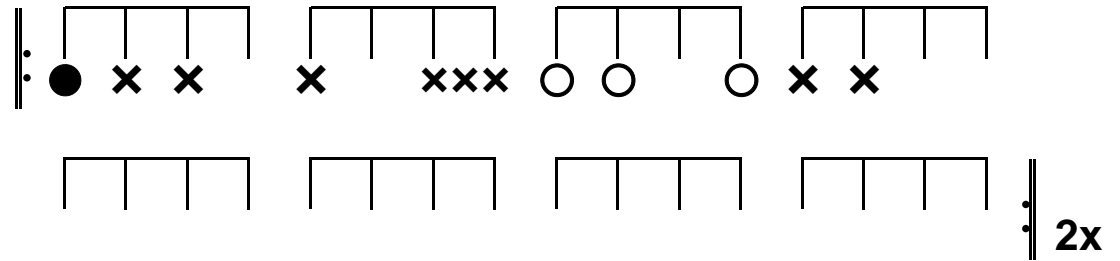
Triolo - Soli, Échauffement

Willi Mohrbacher

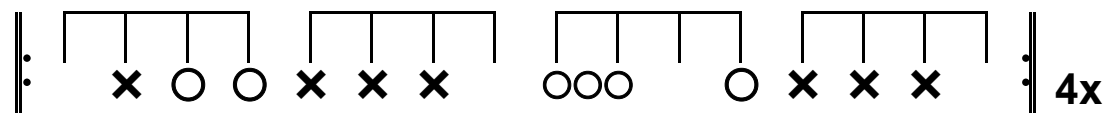
Solo 4



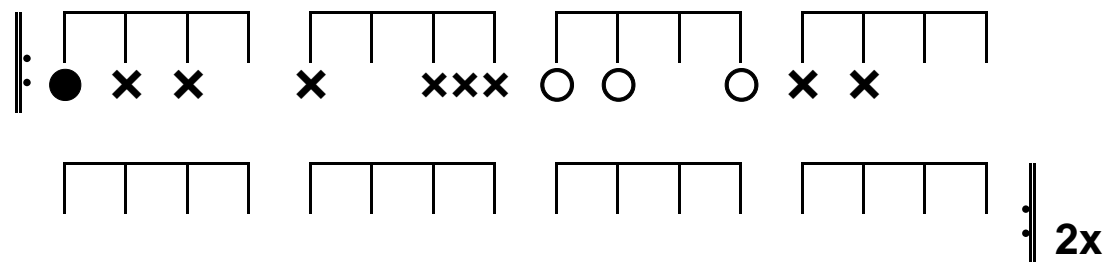
Solo-Break



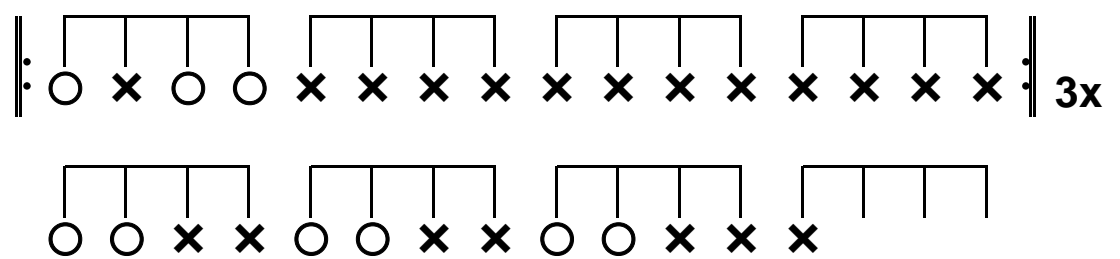
Solo 5



Solo-Break



Échauffement



Call

